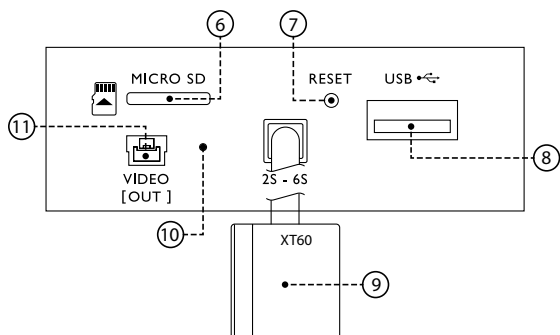
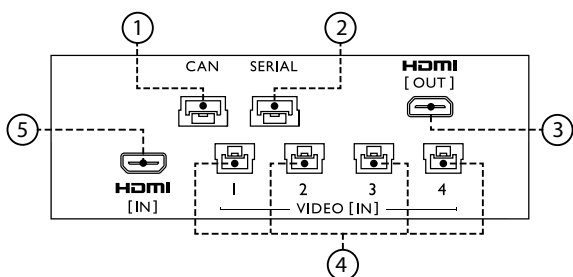


TENGRİ

REMOTE COCKPIT

SETUP GUIDE

www.tengriuav.com



1	CAN bus port
2	Serial port
3	Micro HDMI out
4	Analog camera inputs
5	Micro HDMI camera input
6	Micro SD card slot
7	Factory reset button
8	USB port
9	Power in (2S – 6S)
10	Power indicator
11	Analog video out

Package Contents:

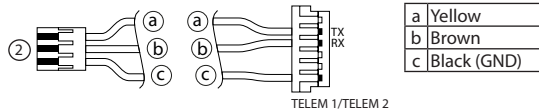
1x - TENGRI Remote Cockpit unit

1x - Setup guide

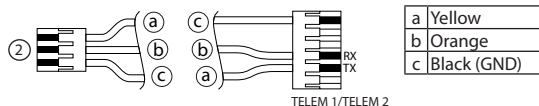
5x - Analog video Input/Output cables



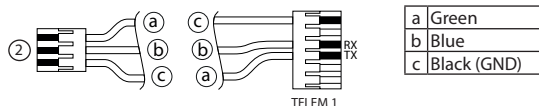
1x - Serial cable for Pixhawk1



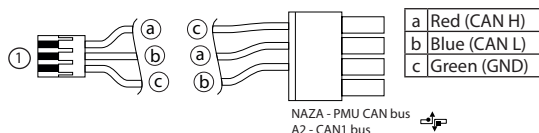
1x - Serial cable for Pixhawk 2.1/Pixhawk3 Pro



1x - Serial cable for CUAU Pixhack V3



1x - CAN Bus cable for DJI NAZA/A2



Installation steps:

1. Connect video cameras to Remote Cockpit analog camera inputs ④ or HDMI camera input ⑤
2. Connect Remote Cockpit HDMI out ③ or Analog video out ⑪ to video transmitter
3. Connect Remote Cockpit CAN bus port ① or Serial port ② to Flight Controller

Pixhawk1/ Pixhawk2.1/ Pixhawk3 Pro:

Connect Remote Cockpit ② to TELEM1/TELEM2 port
(Set APM parameter SERIAL1/SERIAL2 to 500000)

CUAV Pixhack V3:

Connect Remote Cockpit ② to TELEM1 port
(Set APM parameter SERIAL1 to 500000)

DJI NAZA:

Connect Remote Cockpit ① to NAZA PMU CAN bus port

DJI A2:

Connect Remote Cockpit ① to A2 GPS CAN1 bus port

4. Connect battery (2S - 6S) to Remote Cockpit power in ⑨
 - Power indicator ⑩ lights up in red
5. Wait for Remote Cockpit to start
 - The connected Flight Controller will be automatically detected

6. Configure Remote Cockpit using radio controller sticks

- Sticks up and out to enter configuration menu
- To navigate use Aileron/Elevator stick



For further support please visit www.tengriuav.com/support

Specifications:

Dimensions	: 84.2 mm x 68.8 mm x 23.5 mm (without XT60 power cable)
Weight	: 160 g (with XT60 power cable)
Operating Temperature	: -40 °C to 60 °C
Input Voltage	: 2S - 6S (7.4 V - 25.2 V)
Supported Flight Controllers	: All APM/PX4 based Flight Controllers DJI NAZA-M V2 DJI A2

NOTE: The Remote Cockpit can be mounted either horizontally or vertically (upright) on the UAV using double sided tape of sufficient strength depending on your UAV frame and mounting location (topside/underside). It is highly recommended that the unit is mounted on the UAV so that it is well ventilated and exposed to airflow during flight. In very warm operating environments, the use of a small external fan is also recommended. To prevent overheating, do not keep the unit turned on for extended periods of time when not in use.

CAUTION: The surface temperature of the casing can become hot when switched on and not exposed to airflow. Handle with care.

TENGRI REMOTE COCKPIT

Terms of Use and Product Information

IMPORTANT: The user of this product is strongly advised to read the entirety of this document as the information contained therein shall affect his/her safety as well as legal rights and responsibilities.

By using this product, you, the user, hereby confirm that you have read the following disclaimer, warranty and warning carefully and understand and agree to abide by the terms and conditions set out therein.

Disclaimer

The user agrees that he/she is solely responsible for his/her own conduct while using this product, and for any consequences thereof. TENGRI UAV PTE LTD (hereinafter referred to as "**TENGRI**") accepts no liability for any damage, injury or any legal responsibility incurred directly or indirectly from the use of the product. The user agrees to use this product solely for its intended purposes, those being purposes that are proper and in accordance with any applicable domestic and international laws and regulations as well as any terms, conditions, guidelines and warnings that TENGRI has made or may make available.

Warranty

The period of warranty shall start from the date of delivery of the product to the user and shall remain in force for a period of 90 days therefrom. The warranty shall cover all parts of the product solely against any defect or fault that may have occurred during production, assembly and/or due to the utilization of defective parts therein. In such an event, TENGRI shall, at its discretion, provide the user with one of the following:

Product repair services,
Product replacement, or
Exchange the product for a refund of the purchase price.

Note that under no circumstances will a refund of the purchase price be made unless and until reasonable attempts have been made at repairing or replacing the product complained about. Such obligations on the part of TENGRI shall be annulled under the following conditions or circumstances, including but not limited to:

- If the product becomes faulty or damaged due to use that is contrary to its ordinary and intended usage or contrary to the terms, conditions and operating instructions set out in this document as well as those made available elsewhere by TENGRI (including at www.tengriuav.com)
- If the product has been previously modified, repaired or tampered with (in any manner or form) by any unauthorized party, including the user.
- If the fault or damage is caused by accident, misuse or abuse of the product, fire, earthquake, liquid contact, or other such external causes.
- If the fault or damage is caused as a result of the product being plugged into an inappropriate voltage or where installation is carried out in an incorrect manner.
- If the product is damaged due to use with third party accessories, devices or products.

If, following the submission of an application for warranty services via www.tengriuav.com, it is verified that your product is eligible for mail-in service, TENGRI will send you instructions via email on how to properly pack and address your product, so that it may be shipped to our service location. Note however that TENGRI reserves the right to reassess the eligibility of your product for warranty services in accordance with the above disqualifications, following a first-hand examination of the product and/or in light of an initial misdiagnosis or misinformation provided by the user. Once service is complete, the service location will return either the product or its replacement to you. The cost of shipping for the purposes of warranty services shall be **borne by the user**.

TO THE EXTENT PERMITTED BY LAW, TENGRI DISCLAIMS ALL STATUTORY AND IMPLIED WARRANTIES AND THE WARRANTY AND THE REMEDIES PROVIDED FOR HEREIN ARE EXCLUSIVE AND IN LIEU OF ALL OTHER REPRESENTATIONS, WARRANTIES AND REMEDIES, WHETHER STATUTORY, IMPLIED OR EXPRESS, ORAL OR WRITTEN.

TENGRI IS A REGISTERED TRADEMARK OF TENGRI UAV PTE LTD